



香港賽馬會
The Hong Kong Jockey Club

Equipment Register (Equine and Human)

Version: 3.0

September 2021

Document Type:	Standard
Topic:	Equipment Register (Equine and Human)
Policy Reference:	
Version:	3.0
Classification:	
Supersedes:	2.0
Owner:	Racing Control
Approved By:	Chief Stipendiary Steward
Maintained By:	Stipendiary Steward (HL Liu, Christopher McMullen)
Review Frequency	Annually
Review Date:	June 2021
Applies To:	Horse Training and Racing, All Jockeys and Riders
Cross References:	The Rules of Racing and Instructions Made by The Stewards of The Hong Kong Jockey Club Trainer' s Handbook
Distribution:	EDR, DRBO, HRCP, CSS, SS, Cadet SS, DSSO&OS, DSSO&OS(CRC), RO(T&RF), RO(T&RF CRC), Starters, all Trainers and Assistant Trainers, all Jockeys, RDB, VRWBP, VCS, MVO, PA, IR Office, RR, Procurement, CRCGM, CRCHR, CRCFM

Date Modified	Version Number	Description of Modification	Modified By
June 2019	1.0	First issue	HL Liu, Steve Railton
September 2019	1.0	Approved	Kim Kelly
June 2020	2.0	Reviewed and modified	HL Liu, Steve Railton
September 2020	2.0	Approved	Kim Kelly
June 2021	3.0	Reviewed and modified	Racing Control
September 2021	3.0	Approved	Kim Kelly

TABLE OF CONTENTS

<u>ITEM</u>	<u>DESCRIPTION</u>	<u>PAGE</u>
1.0	Purpose and Scope	2
3.1	Blinkers / Visors	3
3.2	Pacifiers / Pacifiers with Cowls	5
3.3	Sheepskin Cheek Pieces / Shadow Roll / Sheepskin Browband	6
3.4	Hood and Ear Plugs	8
3.5	Combination of Head Gear	10
3.6	Nose Bands	11
3.7	Cornell Collar	12
3.8	Tongue Ties	13
3.9	Bits	14
3.10	Boots and Bandages	16
3.11	Racing Plates and Shoeing	17
3.12	Other Equipment for Equine	20
3.13	Barrier Blanket / Blindfold	21
3.14	Non-Approved Equipment - Equine	22
4.1	Helmet	23
4.2	Safety Vest	25
4.3	Identify Current Standards	26
4.4	Whip	28
4.5	Riding Boots	30
4.6	Saddles	31
4.7	Stirrup Irons	32
4.8	Other Rider Equipment	33

1.0 PURPOSE & SCOPE

The Club’s Veterinary Officers, Veterinary Surgeons, Farriers and Stipendiary Stewards (“the Stewards”) are responsible for inspecting equipment and plating on race day and in training (where appropriate). The Rules of Racing and Instructions made by The Stewards of The Hong Kong Jockey Club (“the Rules”), Instructions, Regulations, photographs and descriptions of equipment and farriery are provided in this document for the information of racing participants for use in track work, barrier trials and races conducted by the Hong Kong Jockey Club (“the Club”).

Any items of approved equipment, except those items exempted under the Rules or by the Stewards, shall be worn by the horse on raceday in the parade ring, on the way to the start and during the race.

Any equipment approved and used on a horse in a race shall continue to be used on that horse without variation until permission to remove or vary same has been sought and obtained from the Stewards.

All equipment used or worn by Jockeys and Riders must comply with the relevant standards approved by the Club.

The Stewards are primarily responsible for the function of inspecting equipment used by Jockeys and Riders during races, barrier trials and track work. The Rules, Instructions, Regulations, photographs and descriptions of approved equipment and safety standards are provided in this document for the information of racing participants.



EQUINE EQUIPMENT

3.1 Blinkers / Visors

Blinkers and visors shall not be worn in a race unless the horse has passed a barrier trial or stalls test wearing the relevant piece of equipment to the satisfaction of the Stewards, or has raced in that equipment overseas prior to being imported into Hong Kong.

It is not required for horses to barrier trial again if the trainer wishes to interchange blinkers with visors or pacifiers with cowls. However, an application is still required to be submitted to the Stewards by the prescribed time, in accordance with the regulations. Trainers who can provide written evidence that a horse has raced overseas with blinkers, visors or pacifiers with cowls may make application for the horse to be exempted from these equipment tests.

Blinkers will not be approved which are less than half cup size (see below). A visor must conform to the requirements for blinkers provided that at least 6mm but no more than 50% of the cup may be removed.

Blinkers / visors must be worn under the bridle and secured by velcro straps, buckles or interlocking clips.

Blinkers and visors must be removed as soon as practicable after the race during the hot weather months (May to September).

Full cup blinkers



Full cup blinkers



Half cup blinkers



Half cup blinkers




Blinkers / visors with only one cowl may be used without further official testing. Unless under the specific direction of the Stewards, there is no requirement to notify as to what side the cowl will be fitted.

Visors



Blinker with One Cowl



At least 6mm, but no more than 50% of the cup may be removed

3.2 Pacifiers / Pacifiers with Cowls

Pacifiers must be comprised of a strong mesh that will resume normal shape after compression.

Pacifiers with cowls must conform to the requirements for the cup / cowl size applicable to blinkers.

Pacifiers must be worn under the bridle and secured by velcro straps, buckles or interlocking clips.

Pacifiers with cowls shall not be worn in a race unless the horse has passed a barrier trial or stalls test wearing the relevant piece of equipment to the satisfaction of the Stewards or has raced in that equipment overseas prior to being imported into Hong Kong. It is not required for horses to barrier trial again if the trainer wishes to interchange pacifiers with cowls with blinkers or visors.

A shadow roll, sheepskin cheek pieces and a sheepskin browband shall not be approved to be worn in conjunction with pacifiers.

Pacifiers



Pacifiers with Cowls



3.3 Sheepskin Cheek Pieces / Shadow Roll / Sheepskin Browband

Sheepskin cheek pieces shall not be less than 200 mm in length and be of a reasonable thickness, which ensures it has sufficient material to aid horses, whilst allowing adequate peripheral vision. A shadow roll and a sheepskin browband must also be of a reasonable thickness.

Sheepskin cheek pieces must be attached to the cheek strap of the bridle.

A shadow roll must be positioned no further up the nasal bone than half way between the nostrils and eyes.

A sheepskin browband must be attached to the brow band of the bridle.

A shadow roll, sheepskin cheek pieces and a sheepskin browband shall not be worn in races by a horse wearing pacifiers or pacifiers with cowls.

Shadow Roll



Shall not less than 200 mm in length

Sheepskin Browband and Hood



Sheepskin Cheek Pieces and Shadow Roll



Sheepskin Browband and Crossed Nose Band




3.4 Hood and Ear Plugs

A hood must be of wetsuit material or vinyl and must be secured by velcro straps, buckles or interlocking clips. Ear Plugs shall not be carried by horses wearing a hood or a parade hood.



Only ear plugs of a design approved by the Stewards and the Department of Veterinary Regulation, Welfare and Biosecurity Policy (“DVRWBP”) shall be permitted to be carried by horses in races, barrier trials or in track work. When a horse is declared to race with ear plugs, such gear must not be removed during a race and must remain in place until after the horse has been unsaddled following the race.

Trainers **MUST** notify the Duty Stipendiary Steward / Starter if a horse is carrying ear plugs in a barrier trial / stalls test irrespective of whether the horse is entered for the purpose of testing.



The tip of the ear plugs **MUST** be in **white colour** so that they are more clearly visible

Parade Hood

A horse is permitted to wear a parade hood in the parade ring and on the way to the start but not during the race. In these circumstances the parade hood must be applied prior to entering the parade ring and cannot be removed until the horse arrives at the start.

A parade hood must be of a designed approved by the Stewards and other than for visiting international runners, approved parade hoods must be yellow in colour (see below). Hong Kong-based trainers can only source the parade hood from the Club's central store.

A parade hood is not permitted to be used on a horse which carries ear plugs.

In the event of a parade hood being registered to be removed from a horse for a subsequent race, such gear may not be permitted to be re-applied on the horse, unless by permission of the Stewards.



3.5 Combination of Head Gear

Hood, Sheepskin Cheek Pieces and Crossed Nose Band



Visors and Shadow Roll



Hood, Pacifiers and Crossed Nose Band



3.6 Nose Bands

Crossover, Hanoverian and Kyneton nose bands are approved for use and they are all categorized as a crossed nose band. Dropped nose bands **shall not be used** in races, barrier trials or in track work.

Crossed nose bands shall be fitted in a manner that will not interfere with a horse's breathing.

Crossover




Hanoverian



Kyneton



Dropped nose band



3.7 Cornell Collar

The purpose of the Cornell Collar is to aid in preventing intermittent dorsal displacement of the soft palate during high-speed exercise.

Only a Cornell Collar of a design approved by the Stewards and the DVRWBP shall be approved to be applied to horses both in training and in races. Only the original "Vet-Aire Cornell Collar" is currently approved for use. In the event that a Cornell Collar is not available or is not serviceable and no replacement is available on the day on which the relevant horse is to race, the horse shall be withdrawn from the race in which it has been declared.

Prior to a Cornell Collar being applied to a horse, an application must be submitted for use of the equipment to the DVRWBP for initial approval. It is also necessary for the relevant trainer's allocated Clinical Veterinary Surgeon to provide notification that the use of the Cornell Collar is necessary due to the condition afflicting the particular horse.

Following initial approval to use the Cornell Collar, the relevant horse must undertake a barrier trial with the equipment applied to the satisfaction of the Stewards and the DVRWBP.

Following the Cornell Collar being carried by a horse in a race, the equipment cannot be removed without the DVRWBP being provided with a clinical report supporting the removal of the equipment and the horse undertaking a further satisfactory barrier trial




3.8 Tongue Ties

Tying down of horses' tongues in races may only be achieved by the use of a tongue tie approved by the DVRWBP. Trainers are responsible for showing the horse with the tongue tie applied to a Veterinary Officer prior to the horse leaving the parade ring.

The Stewards may permit a horse to race without a tongue tie applied if for whatever reason the tongue tie cannot be fitted to the horse. Tongue ties must be removed as soon as practicable after the race.

Tongue Ties must be a nylon-stocking/bandage, leather strap or rubber band of at least 15 mm in width. Rubber tongue clips and metal "W" clips with a strap attached to the bit may be also permitted.

All tongue ties are to be looped around the tongue and must only be secured around the lower jaw and not attached to the bit or bridle. Tongue ties must not be tied too tightly and must be clearly visible at all times.



Commonly used tongue ties in Hong Kong

Nylon bandage



Nylon stocking



Other approved tongue ties and tongue clips

Leather Tongue Tie



Rubber Tongue Clip



"W" Tongue Clip



3.9 Bits

The following six categories of bits are approved for use: -

- (1) Standard bits – All ‘D’ Bits, Egg-butt Snaffle Bits and Loose Ring Snaffles
- (2) Lugging bits – Ring Bit, JR Lugging Bit
- (3) Norton bits – Norton Citation Bit
- (4) Tongue Control bits
- (5) Rubber bits
- (6) Roller bits

Pictured below are some of the more commonly used bits in Hong Kong: -

‘D’ (Snaffle) Bit



Rubber ‘D’ (Snaffle) Bit



Egg-butt Copper Snaffle Bit



Ring Tongue Bit



Loose Ring Snaffle Bit



German Hollow Mouth (Snaffle) Bit



Gag, Polo (Snaffle) Bit



Ring Bit



Norton Bit



Lugging Bit



Victor (Norton) Bit



Tongue Control Bit



Brush/Rubber Prickers

Brush/Rubber Prickers of a design approved by the Stewards and the DVRWBP are permitted to be applied to horses both in training and racing. A Brush/Rubber Pricker must not have sharp edges or foreign material inserted.

Rubber Pricker



Brush Pricker



3.10 Boots and Bandages

Only bandages of a design which complies with the requirements of the Stewards and the DVRWBP may be used in races and in training.

Trainers must ensure that bandages fitted to horse's legs are securely fastened for both training and racing. In addition to electrical tape which is often secured on top of a bandage, trainers are required to stitch the end of the bandage with a thread of contrasting colour. Wet weather conditions may increase the risk of bandages becoming loose and accordingly special care must be taken. Certain types of self-adhesive bandages may be exempted from the requirement to be stitched provided that electrical tape is used. Cotton wool or cotton wool-like material must not be used on any horse either in training or races, whether underneath a bandage or otherwise.

- Standard bandages – Must be stitched the full length of the bandage on the outside of the leg in contrasting thread.
- Self-adhesive bandages (e.g. Coflex, Vetrap) – Must either be stitched or have electrical tape applied at least two times around the circumference of the bandage.
- Adhesive bandages (e.g. Elastoplast) – Must be stitched with contrasting thread.

Self-adhesive Bandages (hind legs)



Self-adhesive Bandages (front legs)



Protective Boots

Shin, tendon, bumper, scalping, brushing and hock boots are approved to be worn during training only. All protective boots must be of a design approved by the Stewards and the DVRWBP. They must be of good quality, light and secured by buckles. Velcro boots may also be used provided they are fastened by electrical tape. Boots are not to be secured by any other interlocking materials, press-studs, or by other means. Protective boots may be worn over the top of self-adhesive or adhesive bandages.



3.11 Racing Plates and Shoeing

- (a) Only aluminum racing plates as provided by the Club and which, including nails, must not exceed 1½ lb in weight collectively are to be used in races.
- (b) No horse shall be permitted to race unshod.
- (c) The use of steel training shoes will not be permitted in races.
- (d) Trainers are advised that the approval of the Head Farrier / allocated Clinical Veterinary Surgeon must first be obtained for the plating of horses for races in any way other than with a standard shoe. The use of wedges, glue-on shoes, bar shoes or any other horseshoe of non-standard design, leathers or any substance between the plate and the hoof in any form of plating also requires inspection and the approval of the Head Farrier / allocated Clinical Veterinary Surgeon. The application of non-standard plates will be reserved for horses that have a diagnosed condition necessitating their use.
- (e) Calks, toe grabs, cutting plates or other devices may represent a danger not only to the horse wearing them but also to other horses and as such are not permitted to be worn in training or racing.

Non-Standard Plates

A list of non-standard plates approved for racing is maintained by the DVRWBP. The Head Farrier and the HVRWBP/EMVRO are responsible for the assessment and approval of any special farriery requests.

The approval of a senior Veterinary Surgeon is required to race a horse in any bar or three-quarter plate or when a pad or hoof packing is intended to be used. Approval will only be granted following a clinical examination and consultation with the Head Farrier (or his delegate). Further, approval must be obtained on each occasion a horse is intended to be raced with these items applied.

If a horse is re-plated at any time after the pre-race veterinary inspection and prior to racing, the trainer must, as soon as is practicable, ensure that a Veterinary Officer is informed of the incident. A Veterinary Officer may re-inspect the horse to assess its suitability to race.

It should be noted that glue-on racing plates will not be permitted to be applied or re-applied, less than two (2) hours prior to the scheduled start time of the race in which the horse is due to start. In the event that a horse shifts or casts a glue-on plate within two (2) hours of the time a horse is due to start in a race but prior to the horse entering the track to proceed to the start, the horse's trainer or his assistant trainer, a representative of the DVRWBP and the attending Farrier will consider the suitability or otherwise of a standard nailed plate being fitted to the horse. If it is agreed that a standard nailed plate can be satisfactorily fitted to the horse, such plate will be applied after which the horse will be examined by the representative of the DVRWBP to ascertain the horse's suitability to race. However, should any one of the aforementioned persons be of the opinion that it is not appropriate to apply a standard nailed plate to the relevant horse it shall be withdrawn from the race. In the event that a standard nailed plate is fitted to a horse in these circumstances and the horse subsequently shifts or casts the plate at any time, no further attempt will be made to apply a further plate and the horse will be withdrawn from its race.

The trainer of a horse which has been approved to wear a non-standard plate should consult with the Head Farrier or his delegate by no later than the day prior to the relevant race meeting as to whether it would be appropriate for a plate to be re-applied to the horse in the event that a non-standard plate is lost at any time prior to the horse arriving at the barrier stalls for the start of a race. If a trainer does not want any attempt to be made to re-apply a plate lost under these circumstances, it is the responsibility of the trainer to ensure that he has documented this instruction in writing using the "Race Day Non-Standard/Special Plates" form available through the Head Farrier. If a trainer does not complete the stated form, it is accepted that an attempt will be made to re-apply a plate to the relevant horse after which the horse will be examined by the Veterinary Officers to ascertain the horse's suitability to race. No further attempt to contact the trainer will be made in the event that a non-standard plate is lost once the horse proceeds to the start of a race. If in the opinion of the Duty Farrier or the Veterinary Officer at the race meeting a standard plate cannot be satisfactorily fitted to the horse, such horse will be withdrawn from its intended race.

The following are some of the more commonly used plates in Hong Kong: -

Standard front plate

Natural balance

Rim pad



Standard hind plate

World racing plate

Rim pad



Hoof life for glue on plates



Straight bar shoe

Rim pad



3.12 Other Equipment for Equine

Martingales

Fixed/standing martingales or any tack/gear (other than the reins) attaching directly onto the rings of the bit or noseband shall not be used in races.

Irish Martingale Rings



Cheekers



Stallion Chain



Bit Lifter



3.13 Barrier Blanket and Blindfold

Barrier Blanket

A barrier blanket may be used to assist horses which have a proven history of being particularly fractious in the barrier stalls. A request must be made to the Starter or his delegate(s) prior to the horse being entered for any official testing or subsequent races.



Blindfold

A blindfold may be used to assist horses in either being loaded or after being loaded into the barrier stalls. Starting Gate Handlers are responsible for the removal of a blindfold upon the starting signal being activated by the Starter.



Barrier Extension

A barrier extension may be used to accommodate horses of unique size. A request to use a barrier extension must be made to the Starter or his delegate(s) prior to such horse being entered for any official testing or subsequent races.



3.14 Non-Approved Equipment - Equine

Leather Reins

The use of leather reins is not permitted in races, or in training.

Nasal Dilators / Nasal Strips

Nasal Dilators / Nasal Strips are not permitted to be worn by horses in races, or in training.

Rugs / Blankets

The use of rugs on a horse when exercising during the months of May to September, inclusive is not permitted. Further, every horse brought into the parade ring prior to a race must be free of a rug.

Any horse undergoing a veterinary inspection which requires a trot up in hand and visual inspection of the horse must be free of bandages, rugs, or anything else covering any part of the horse's body.

'Full Spoon' Bits

'Full Spoon' bits shall not be used in races, barrier trials or in stalls tests.



HUMAN EQUIPMENT**4.1 Helmet**

Every rider or jockey when mounted on a horse on any racecourse for the purpose of riding in a race or during training shall wear a correctly fitted helmet which complies with one of the following safety standards:-

EN 1384: 2012 or EN 1384: 2017

AS/NZS 3838 2006

PAS 015: 2011

ASTM F116 3-04a (2011), ASTM F1163-13 or ASTM F1163-15

UTAC/CRITT 04/2015

VG1 01.040 2014-12

SNELL E2001 or SNELL E2016



In order for a helmet to be approved for use, it will be necessary for a manufacturer's label to be attached to the helmet stating that it complies with any of the safety standards listed above.

All helmets must be clearly marked with a date of manufacture.

Any helmet which does not comply with the aforementioned approved safety standards or does not carry a manufacturer's label may not be permitted to be used and may be confiscated by the Stipendiary Stewards.

All helmets must be fitted with a nylon interlocking chinstrap clip attachment. The chin strap must pass under the jaw and be attached to the harness by a quick release buckle. Every rider or jockey, when mounted on a horse, shall have the chin strap of his/her helmet firmly fastened. The helmet must not have metal hooks and must not have a chin cup, cradle or draw lace.

A rider or jockey is responsible for the serviceable condition of his/her helmet. In the case of an apprentice jockey the responsibility rests with the apprentice and the trainer to whom he/she is allocated.

A helmet is not considered as serviceable if it has sustained a severe impact or when the jockey wearing it has suffered from a concussion as a result of a fall. In such circumstances the helmet must be immediately replaced.

A helmet provided to a rider by the Club shall be replaced by no later than 3 years, following the date which such rider takes possession of the helmet.

4.2 Safety Vest

Every rider or jockey when mounted on a horse on any racecourse shall wear a safety vest which complies with any of the safety standards listed below, and which has an attached manufacturers label stating that it complies with such safety standards:-

EN 13158: 2009 or EN 13158: 2018 – Levels 1 and 2

ARB Standard 1.1998



The zip of the safety vest shall be properly fastened at all times when mounted on a horse at any racecourse.

A rider or jockey is responsible for the serviceable condition of his/her safety vest. In the case of an apprentice jockey the responsibility rests with the apprentice and the trainer to whom he/she is allocated.

No rider or jockey may wear or have in his possession a safety vest which is not of a design approved by the Stewards or which has been modified in any way. The Stewards may confiscate any safety vest which is not of an approved design or which has been modified in any way and any rider or jockey found to be in possession of a safety vest which has been modified in any way may be penalised.

To compensate for the mandatory wearing of a safety vest by a jockey in a race, the scale shall have factored into it an allowance of two pounds, and the jockey shall weigh-out at the allocated weight.

4.3 Identify Current Standards

When a product, whether it be a helmet or safety vest or otherwise, is attached with a label of one of the following current standards, it means that the manufacturer of such product notifies that the relevant product meets all the requirements and standards of the stated label.

CE:- “Conformité Européenne”, meaning European Conformity, indicates conformity with health, safety, and environmental protection standards for products sold in the European Economic Area (EEA) and meets all the requirements of the European legislation. The CE marking is also found on products sold outside the EEA that are manufactured in, or designed to be sold in, the EEA



Kitemark:- British Standards Institution (BSI) has independently tested the product and has confirmed that the quality and safety requirement of the product conforms to British Standard (BS), and has issued a BSI license to the company to use the Kitemark.



ASTM:- Formerly known as American Society for Testing and Materials, publishes voluntary consensus technical standards. There are several helmet(s) and safety vest(s) that meet all the requirements of the stated ASTM standard and the Racing Commissioners International (RCI) rules.



Safety Equipment Institute (SEI):- A private, non-profit organization that administers a non-governmental, third-party certification program and tests and certifies a broad range of safety and protective products used occupationally and recreationally.



BETA:- Independently tested the vest model and has confirmed that the product conforms to the relevant British Standard, and in addition, all vest models and sizes from the manufacturer are tested annually.



SAI Global Product Certification Services:- Provides third party assurance that a particular product meets the specified requirements of a nominated product standard.



SATRA:- A notified body for European Union Directives on personal protective equipment and products that have successfully been assessed against SATRA’s approved product testing and ongoing conformity assessment Programme that can differentiate themselves in the market by being able to advertise their products as “SATRA approved”.



ARB standard:- Australian Racing Board Independently tested protective equipment (safety vest) model and has confirmed that the product conforms to the specified requirements of the relevant ARB standard.

SNELL:- Snell Memorial Foundation is a private not-for-profit organization that sets voluntary standards for protective headgear (helmet) and tests and certifies the headgear (helmet) meets all the specified requirements of a nominated standard.

4.4 Whip

All whips carried by riders in races and in training must be padded (shock absorbing) and of a design which complies with the requirements of the Stewards. Any rider who uses a whip in an excessive, improper or inappropriate manner, whether it be in races or in training, may be penalized.

The overall weight of a whip shall not exceed **160 grams** and the overall length shall not exceed **70cm**. The minimum width of the shaft shall be **1cm**. The length and the width of the pad shall not be less than **18cm** and **2.5cm** respectively.

The contact area of the shaft (including the pad) must be smooth with no protrusion or raised surface. The padded segment of the whip shall consist of shock absorbing material that does not harden over time and does not absorb moisture. Patent leather material is not permitted.

All whips must be dark in colour. Other than adjustments to the handle or grip, a rider must not possess a modified whip.

All whips possessed by a jockey will be inspected by the Stewards to ensure they comply with the requirements as stated above. The Club's approval logo (see below) illustrating the year of approval will be engraved on each whip notifying that is approved to be used in Hong Kong.



The Stewards may confiscate any whip which is not of an approved design, or engraved with the Club's approval logo, or which has been modified in any way.

No substitute for a whip shall be carried or used in any race or in training.

Hitting a horse on or in the vicinity of its head is strictly prohibited.

The whip is not to be used in a manner where a jockey / rider raises his arm above shoulder height.

The whip is not to be used on a horse down the shoulder in a forehand manner.

The whip is not to be used on a horse by a jockey in a race which is out of contention or is clearly winning.

4.5 Riding Boots

Every rider when riding a horse shall wear riding boots approved by the Stewards and the Club.



(Photo sourced from Goggles Search)

A trackwork riding boot requires a small heel to prevent the foot slipping through the stirrup. It should also have a smooth, firm sole with a solid shank between the heel and ball of the foot and a sturdy toe to protect the rider's foot when on the ground. The sole must be smooth or lightly textured to avoid being caught on the tread of the stirrup in the event of a rider being dislodged.

A jockey is responsible for the serviceable condition of his/her race riding boots, which shall be black in colour and shall not contain or display any advertising material.

In the event that a jockey requires to use lead in order to draw the correct weight when weighing out, such lead must be properly secured in a jockey's lead bag or saddle pouch placed in a lead bag and is not permitted to be placed in the riding boots.

Rule 89 (2) provides that "No person, without the permission of the Stewards, shall add to, remove from, or change any equipment with which the jockey has been weighed. The Stewards may require the jockey to re-weigh if any alteration is made". Every jockey must ride in the same riding boots which he/she weighed out in.

4.6 Saddles

A saddle includes the girth, surcingle, leathers or webs, and stirrup irons of a design approved by the Stewards or the Club.



Every jockey is responsible for the serviceable condition of the saddle which he/she uses, provided that in the case of an apprentice jockey the responsibility rests with the apprentice and the trainer to whom he/she is allocated.

In the case of a saddle used in training, each trainer is responsible for the serviceable condition of such gear.

4.7 Stirrup Irons

No jockey shall use stirrup irons the design of which have not been approved by the Stewards. Ultra-light irons made of magnesium are not permitted. Only safety irons shall be used during track work.



Safety Iron

(photo sourced from Goggles Search)

Saddles with flexible stirrup iron locking mechanism

All saddles with flexible stirrup iron locking mechanism are not permitted to be used.



Spurs

Spurs are not permitted to be used on any racehorse at any time.

4.8 Other Rider Equipment

All jockeys riding in races shall wear breeches approved by the Stipendiary Steward or the Club's Official, which generally display their first initial and surname on each thigh in both Chinese and English.



No rider shall wear any apparel or use any equipment in training which has not been approved by the Stewards

Unless otherwise approved by the Stewards of the Jockey Club, no licensed person shall wear any item of clothing displaying any advertising material on raceday or in training.



Rule 89. The following articles shall be put on to the scales with the jockey when weighing-out prior to the race and when weighing-in following a race:-

- (1) Everything carried or worn by the jockey and by the horse in a race except the number cloth, helmet, cloth cap, whip, goggles, bridle (including noseband), rings, muzzle, hood, blinkers, visor, pacifier, martingale and anything worn on the horse's legs or hoofs.
- (2) No person, without the permission of the Stewards, shall add to, remove from, or change any equipment with which the jockey has been weighed. The Stewards may require the jockey to re-weigh if any alteration is made.
- (3) If a jockey intends to carry overweight in accordance with these Rules he must declare the amount thereof at the time of weighing-out or if in doubt as to his proper weight he may declare the weight he intends to carry.

***** END *****

In the event of any inconsistencies between the Chinese translation of this Gear Register and this English version, this English language version shall prevail.